

Scaled data based on original data using
LM-79-08 Approved Method: Electrical and Photometric Measurements of Solid-
State Lighting Products

Test Report Prepared for
Cooper Lighting Solutions
(formerly Eaton)

Brand: McGRAW-EDISON

Report Number: P200045

Luminaire Tested: **GWC-AF-01-LED-E1-T4FT-7030-800**

Issue Date: 3/3/2020

Test Information

Test Method: LM-79-08
Report Number: P200045
TEST IS SCALED FROM IESNA LM-79-08 TEST DATA (P24295)
Test Lab: INNOVATION CENTER P2
Issue Date: 3/3/2020
Manufacturer: COOPER LIGHTING SOLUTIONS (FORMERLY EATON)
Product Line: MCGRAW-EDISON
Catalog Number: GWC-AF-01-LED-E1-T4FT-7030-800
Description: GALLEON WALL LUMINAIRE
(1) 70 CRI, 3000K, 800mA LIGHTSQUARE WITH 16 LEDS EACH AND TYPE IV FORWARD THROW OPTICS
Light Source: -
Ballast/Driver: ELECTRONIC DRIVER

Summary

Lumens per Lamp: N/A
Luminaire Lumens: 4997.5 lumens
Efficiency: N/A
Efficacy: 113.6 lumens/watt
Luminous Opening: Rectangular (W 0.5' x L: 0.5' x H: 0')
IES Classification: Type IV - Short - Non-Cutoff
BUG Rating: B1 - U0 - G2

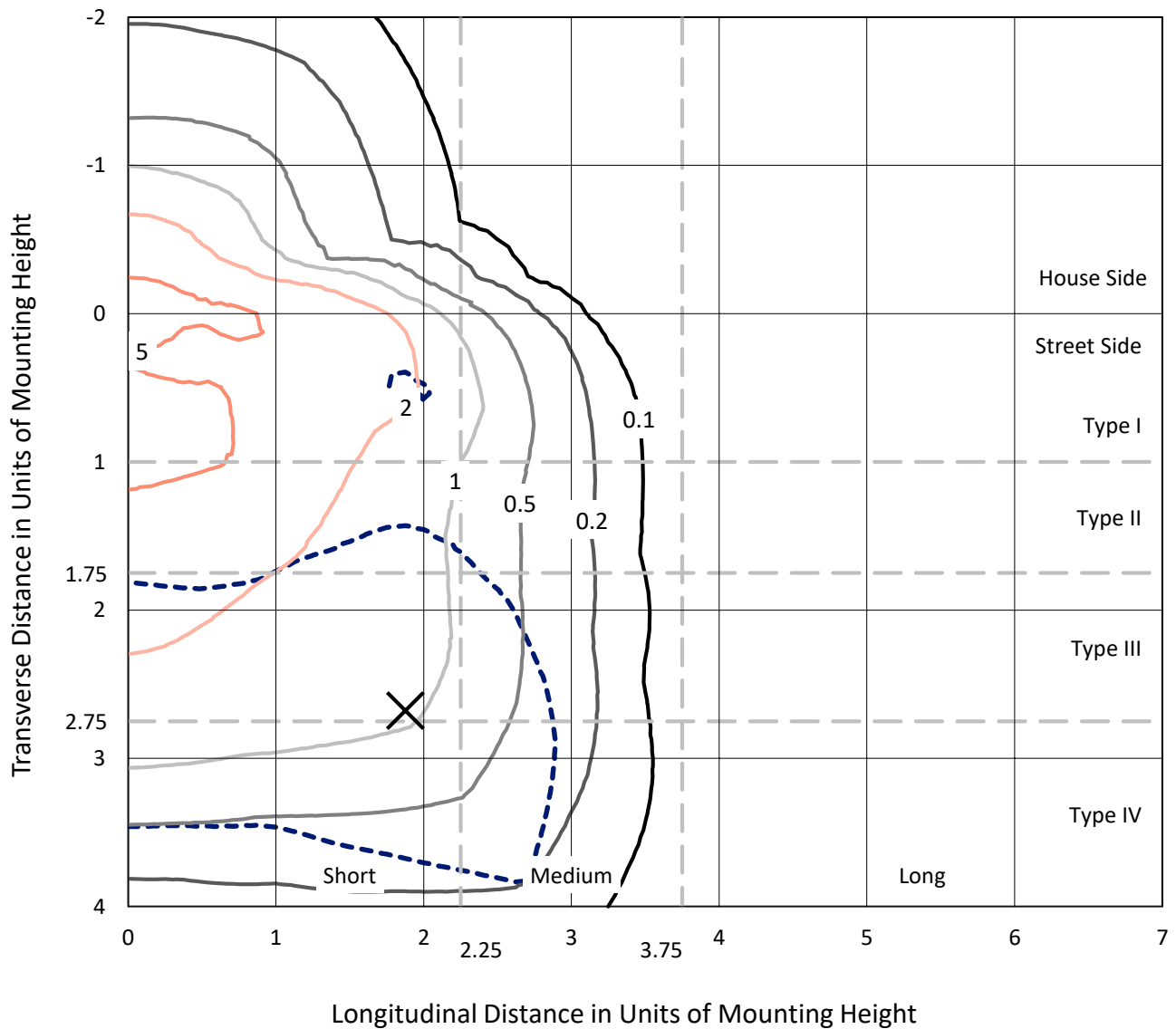
Input Watts (W): 44
Input Voltage (V): NR
Input Current (Ain): NR
Voltage Rise (V): NR
Power Factor: NR
Total Harmonic Distortion (THDi): NR
Frequency (hertz): 60
Stabilization Time: NR
Operation Time: NR
Ambient Temperature (°C): NR
Test Distance: 25 FT



REPORT NUMBER: P200045
 CATALOG NUMBER: GWC-AF-01-LED-E1-T4FT-7030-800

Iso-Footcandle Lines of Horizontal Illumination

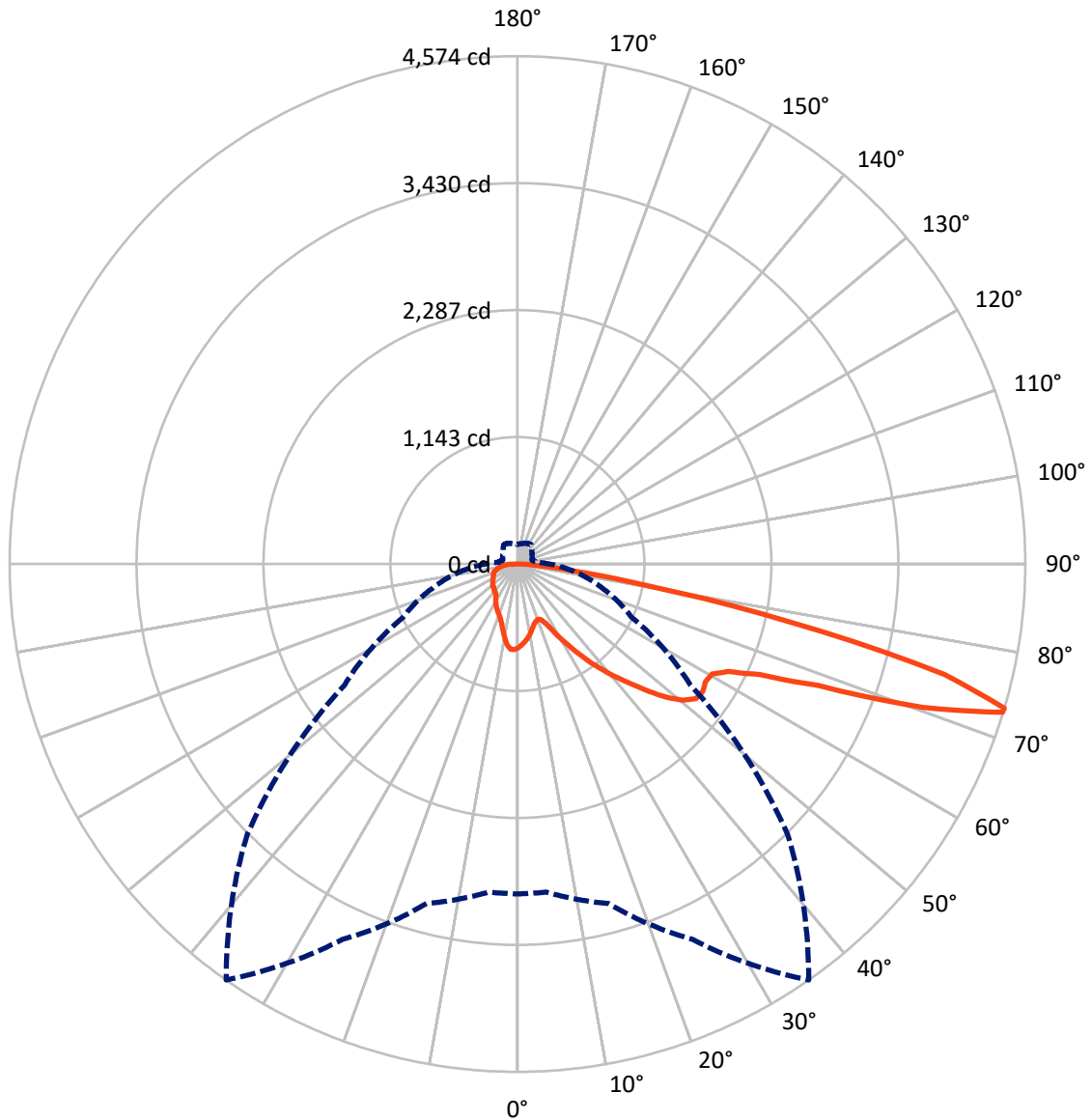
× Max cd
 - - - 1/2 Max cd



Based on 10 foot mounting height. Maximum calculated value = 7.5 fc
 Type IV - Short - Non-Cutoff

REPORT NUMBER: P200045
CATALOG NUMBER: GWC-AF-01-LED-E1-T4FT-7030-800

Luminous Intensity Polar Plot



— Vertical Plane Through 35-Deg Lateral - - - Horizontal Cone Through 73-Deg Vertical

REPORT NUMBER: P200045

CATALOG NUMBER: GWC-AF-01-LED-E1-T4FT-7030-800

FLUX DISTRIBUTION:

		Downward	Upward	Total
House Side	Lumens	953.2	0.0	953.2
	% Fixture	19.1	0.0	19.1
Street Side	Lumens	4044.4	0.0	4044.4
	% Fixture	80.9	0.0	80.9
Total	Lumens	4997.5	0.0	4997.5
	% Fixture	100.0	0.0	100.0

ZONAL LUMENS:

Zone	Lumens	% Fixture
0°-10°	68.3	1.4
10°-20°	170.4	3.4
20°-30°	275.5	5.5
30°-40°	462.0	9.2
40°-50°	712.2	14.3
50°-60°	955.4	19.1
60°-70°	1272.8	25.5
70°-80°	970.8	19.4
80°-90°	110.0	2.2
90°-100°	0.0	0.0
100°-110°	0.0	0.0
110°-120°	0.0	0.0
120°-130°	0.0	0.0
130°-140°	0.0	0.0
140°-150°	0.0	0.0
150°-160°	0.0	0.0
160°-170°	0.0	0.0
170°-180°	0.0	0.0
0°-90°	4997.5	100.0
0°-180°	4997.5	100.0

Coefficient of Utilization



REPORT NUMBER: P200045

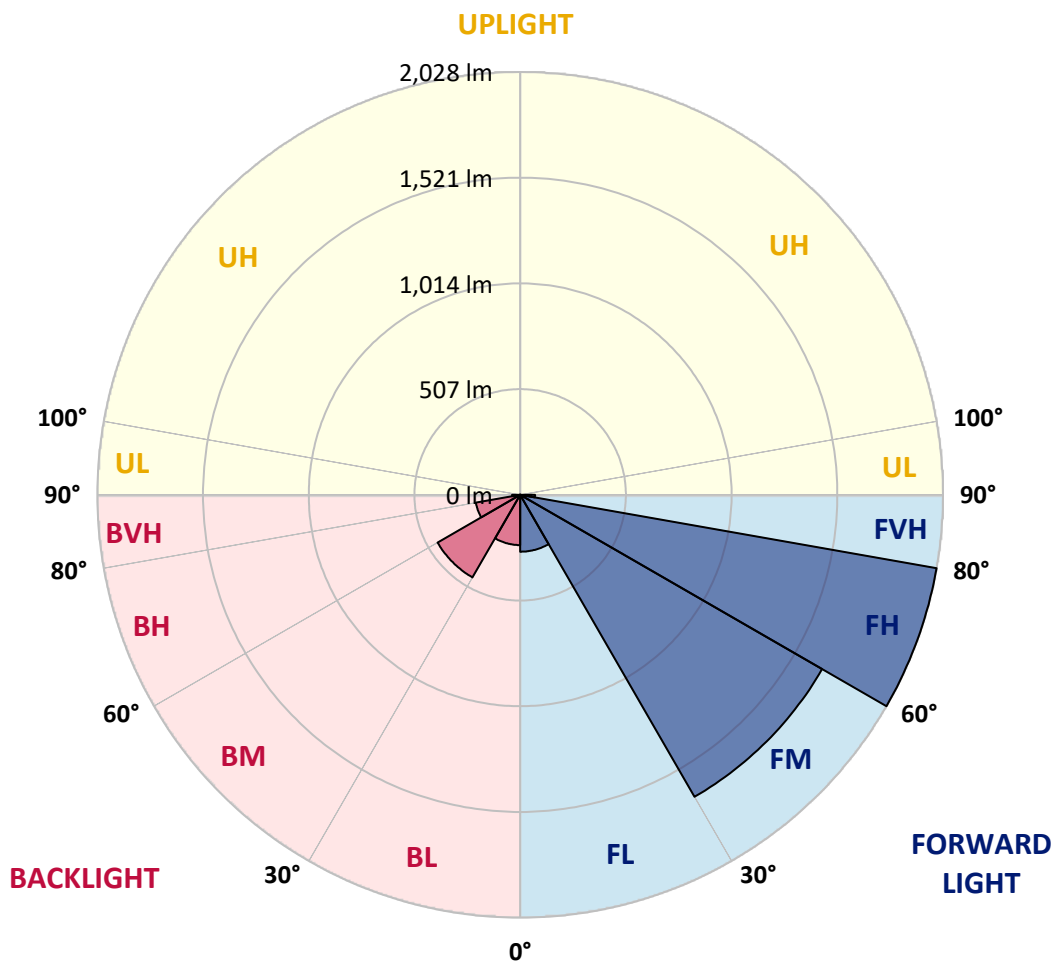
CATALOG NUMBER: GWC-AF-01-LED-E1-T4FT-7030-800

LUMINAIRE CLASSIFICATION SYSTEM LUMEN TABLE AND BUG RATING:

Zone		Lumens	% Fixture	Zone Rating/Lumen Limit		
				B	U	G
FL	(0°-30°)	273.0	5.5			
FM	(30°-60°)	1672.2	33.5			
FH	(60°-80°)	2028.0	40.6			G2/5000
FVH	(80°-90°)	71.1	1.4			G1/100
BL	(0°-30°)	241.2	4.8	B1/500		
BM	(30°-60°)	457.4	9.2	B1/1000		
BH	(60°-80°)	215.6	4.3	B1/500		G1/500
BVH	(80°-90°)	38.9	0.8			G1/100
UL	(90°-100°)	0.0	0.0		U0/0	
UH	(100°-180°)	0.0	0.0		U0/0	

BUG Rating: B1-U0-G2

Type IV Short





REPORT NUMBER: P200045

CATALOG NUMBER: GWC-AF-01-LED-E1-T4FT-7030-800

CANDELA DISTRIBUTION (FULL):

	0°	5°	15°	25°	35°	45°	55°	65°	75°	85°	90°
0°	754.3	754.3	754.3	754.3	754.3	754.3	754.3	754.3	754.3	754.3	754.3
2.5°	724.5	725.9	724.3	726.5	730.1	733.9	736.5	740.3	744.7	750.7	752.1
5°	690.4	692.6	692.6	696.4	703.4	709.6	715.4	721.6	730.7	741.1	745.1
7.5°	653.1	654.3	656.3	662.1	672.2	681.1	689.2	699.4	711.9	725.5	732.7
10°	607.9	609.5	613.0	621.1	634.8	647.1	658.8	672.7	688.6	705.6	714.7
12.5°	576.1	575.5	576.9	582.9	594.9	609.7	626.8	644.6	664.1	684.0	695.0
15°	565.2	562.5	557.0	555.6	562.0	576.9	596.5	618.4	641.7	665.7	679.4
17.5°	571.9	567.4	552.2	541.2	540.2	551.5	572.4	596.9	623.8	653.1	670.1
20°	614.1	603.3	566.2	540.5	531.5	537.1	555.4	581.3	613.0	651.8	673.7
22.5°	715.2	699.4	620.4	572.6	542.6	535.9	549.6	577.2	614.1	666.7	694.6
25°	862.3	839.7	713.5	652.8	590.9	555.0	558.2	586.5	631.2	701.2	734.9
27.5°	978.4	963.7	835.2	765.8	678.7	606.9	586.2	610.0	665.9	757.9	792.2
30°	1047.6	1038.6	965.2	894.0	790.7	689.5	640.0	654.3	720.4	836.4	864.7
32.5°	1127.7	1122.4	1086.5	1020.9	911.7	797.9	725.3	720.2	793.4	930.7	943.7
35°	1210.7	1209.1	1187.9	1140.8	1041.6	940.9	838.2	804.1	872.9	1028.5	1020.5
37.5°	1288.0	1285.1	1272.9	1245.5	1177.4	1094.6	953.5	890.4	958.5	1122.2	1085.9
40°	1430.3	1407.8	1365.7	1345.1	1314.6	1223.9	1044.9	970.8	1047.4	1211.4	1142.7
42.5°	1603.8	1567.1	1488.8	1460.6	1456.2	1326.0	1107.4	1048.8	1136.9	1299.9	1198.2
45°	1740.4	1705.9	1638.4	1602.7	1618.4	1418.3	1169.9	1132.0	1228.9	1392.8	1255.6
47.5°	1886.1	1831.8	1742.5	1753.4	1787.9	1505.7	1233.7	1221.5	1330.0	1496.9	1326.9
50°	1891.4	1849.9	1810.8	1875.2	1929.0	1586.1	1313.8	1315.4	1453.5	1627.6	1421.7
52.5°	1781.7	1772.8	1834.9	1936.5	2013.9	1649.7	1404.6	1412.2	1611.8	1777.8	1525.8
55°	1743.2	1733.2	1805.0	1915.1	2025.4	1702.3	1503.3	1517.2	1803.0	1936.2	1627.3
57.5°	1836.8	1814.6	1819.3	1905.1	1997.4	1759.8	1610.8	1638.9	2010.8	2074.8	1692.7
60°	2098.5	2050.7	1960.0	1957.8	2012.5	1846.3	1735.1	1769.5	2226.8	2140.9	1667.2
62.5°	2465.4	2417.7	2247.7	2137.1	2128.9	1988.7	1887.8	1896.8	2351.6	2051.2	1511.9
65°	2862.6	2819.9	2630.0	2473.7	2398.5	2224.9	2065.1	1953.8	2310.9	1804.2	1240.2
67.5°	3344.8	3298.9	3135.6	2991.4	2919.0	2606.1	2189.7	1899.3	2051.9	1397.7	891.5
70°	3681.9	3635.0	3570.8	3687.6	3865.0	3155.9	2205.7	1677.7	1532.6	929.0	536.6
72.5°	3241.9	3220.2	3337.6	3829.7	4568.3	3489.4	1993.8	1221.5	890.1	493.2	310.6
73°	2970.3	2965.6	3165.7	3730.1	4573.5	3438.1	1900.9	1135.4	763.4	436.3	283.8
75°	1341.2	1380.0	1818.6	2849.2	3973.4	2833.1	1337.9	651.3	431.2	301.4	214.2
77.5°	322.4	335.8	569.0	1353.0	2509.3	1688.3	606.2	322.1	275.8	212.8	156.5
80°	137.2	141.8	219.1	499.9	1181.4	679.9	279.3	215.8	190.7	148.6	109.7
82.5°	76.3	81.1	124.3	226.8	476.8	231.8	170.5	150.2	125.5	89.5	71.2
85°	43.1	45.9	72.7	126.7	202.0	93.1	102.0	99.9	70.8	46.1	35.1
87.5°	20.4	22.1	35.1	58.8	79.2	36.5	51.8	57.2	44.4	28.1	18.2
90°	0.0	0.0	0.0	0.0	0.0	0.0	0.0	0.0	0.0	0.0	0.0



REPORT NUMBER: P200045

CATALOG NUMBER: GWC-AF-01-LED-E1-T4FT-7030-800

CANDELA DISTRIBUTION (continued):

	95°	105°	115°	125°	135°	145°	155°	165°	175°	180°
0°	754.3	754.3	754.3	754.3	754.3	754.3	754.3	754.3	754.3	754.3
2.5°	753.8	758.1	763.1	765.8	768.2	771.1	774.0	774.0	774.4	774.6
5°	748.5	757.3	765.4	768.6	769.4	769.4	768.6	764.9	761.4	762.9
7.5°	737.5	750.4	757.1	756.0	746.8	736.3	727.4	716.6	711.1	710.0
10°	721.6	736.5	737.7	725.7	703.2	680.5	661.9	643.6	635.1	632.8
12.5°	704.1	717.9	710.0	685.4	649.2	616.3	592.5	574.0	565.9	563.8
15°	690.0	699.4	679.9	641.1	595.5	560.6	541.0	527.2	521.5	519.8
17.5°	682.6	684.4	648.9	596.3	547.9	518.9	506.6	500.1	498.0	496.8
20°	686.1	672.7	619.4	554.8	509.0	488.6	485.7	484.0	483.6	482.8
22.5°	704.1	669.1	592.3	515.4	474.9	466.1	468.5	468.1	467.7	467.3
25°	736.3	672.2	565.9	478.0	446.4	444.4	448.7	448.7	446.9	446.9
27.5°	778.8	678.7	536.4	442.5	420.4	420.6	424.0	423.1	420.9	419.4
30°	830.6	682.8	501.8	410.6	396.2	395.3	396.2	392.1	385.6	385.1
32.5°	883.6	677.7	461.7	382.3	370.5	368.4	367.6	361.8	354.4	352.3
35°	931.7	659.3	420.9	359.8	346.1	341.2	344.6	342.7	336.0	334.4
37.5°	966.6	625.0	384.3	339.8	328.6	327.3	329.5	330.2	322.4	320.6
40°	990.2	578.4	352.8	323.0	325.1	320.6	313.5	308.3	306.0	305.3
42.5°	1009.1	529.9	326.3	315.1	325.9	312.7	297.0	289.0	293.3	295.2
45°	1031.0	482.6	304.3	305.3	322.4	303.6	285.8	277.9	279.6	280.0
47.5°	1061.0	425.0	280.6	289.4	310.3	297.3	278.8	267.5	259.7	256.1
50°	1102.5	356.8	255.7	271.6	298.5	292.9	268.0	256.1	241.5	238.0
52.5°	1131.3	293.3	235.5	256.8	288.0	283.6	259.4	243.8	228.5	225.6
55°	1115.7	243.5	217.7	240.3	274.0	272.4	252.3	231.3	219.4	217.0
57.5°	1037.8	212.2	204.0	224.6	257.0	262.8	242.7	220.8	212.2	210.5
60°	889.0	192.6	195.3	214.0	243.1	253.2	233.0	215.0	209.2	208.0
62.5°	689.8	179.3	188.9	206.4	232.2	246.5	227.7	214.2	212.2	210.8
65°	494.2	168.7	181.9	198.8	222.5	240.3	225.8	213.4	213.8	212.6
67.5°	335.8	159.3	173.5	190.1	212.8	234.7	223.2	210.0	216.0	214.5
70°	234.9	150.2	163.7	179.0	200.8	227.0	218.4	205.0	204.5	198.8
72.5°	183.3	138.2	150.2	163.7	185.5	216.3	208.8	193.7	185.7	179.7
73°	175.0	135.4	146.9	160.3	182.1	213.6	206.2	190.5	181.7	176.1
75°	144.7	122.9	133.4	145.5	167.7	201.1	193.2	176.4	165.1	161.7
77.5°	113.7	105.1	115.2	125.9	147.8	182.9	173.9	157.9	151.7	148.8
80°	84.2	87.1	96.0	105.6	128.2	163.5	155.4	139.5	167.2	160.3
82.5°	59.3	66.0	74.2	82.8	107.5	144.4	134.8	118.3	122.4	101.7
85°	35.1	43.1	51.0	58.4	77.5	119.7	111.3	94.3	77.2	73.6
87.5°	20.4	24.0	26.1	33.9	53.3	90.2	78.4	69.8	40.1	27.1
90°	0.0	0.0	0.0	0.0	0.0	0.0	0.0	0.0	0.0	0.0

(END OF REPORT)